

B

BREEDER NEST

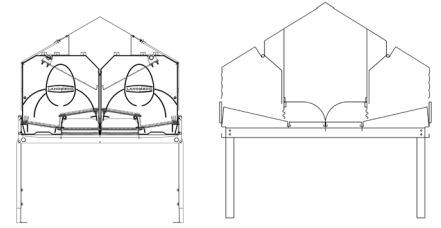


UNIQUE DESIGN

Since 1982, LANDMECO has developed and produced laying nests, which are exported worldwide. On the basis of our many years' experience, LANDMECO has simplified and improved the nest down to the smallest detail, which has given a robust simple design that facilitates cleaning and service, improves nest searching and ensures cleaner and fewer cracked eggs.

The nest is designed as a double nest. Hens can therefore see each other from both sides, and the nest thus seems twice as large. It provides hens with a reassuring feeling of maximum safety during egg laying. The visibility in the nest makes it possible for the hens to see whenever there is an egg on the egg belt, causing them to seek into the nest. Thanks to their special design, LANDMECO laying nests also provide some 20% more space.

LANDMECO



COMPETITOR

APP. 20%
MORE HENS

1

To fully utilise nest width, the egg belt is positioned directly beneath the laying nest.

This unique design allows nests to be about 20% larger than otherwise.

UNIQUE
NEST DEPTH OF 56,5 CM

2

The design gives the nest a depth of 56,5 cm. There is thus extra space for the hens, both in depth and height. Such additional space is a big advantage as the hens begin their daily egg laying almost simultaneously. Nests may therefore become crowded.

TOTAL
NEST WIDTH OF 114 CM

3

The unique laying nest depth of 2 x 56,5 cm (total nest width of 114 cm), allow maximum utilisation of poultry house floor area as no space is wasted on the egg belt. It is thus possible to build smaller poultry houses or increase the number of hens in existing buildings.

GENTLE EGG HANDLING

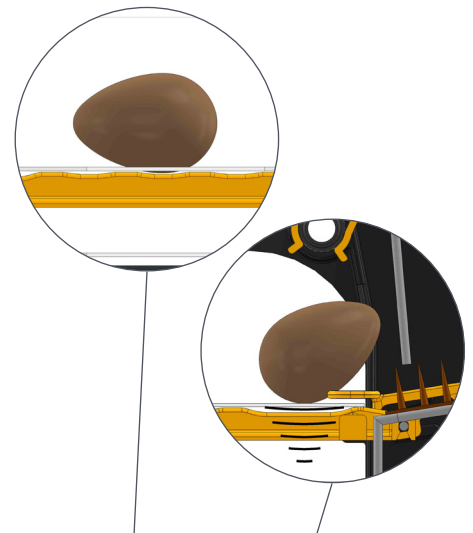
LANDMECO's breeding nest is developed with particular focus on minimizing all potential shock impacts, from the egg leaves the hen until it reaches the packing station. All contact points have been thoroughly tested with an electronic egg that measures the power of the shock impacts, and system solutions has been fine tuned again and again until the shock impact was eliminated/minimized. The result is a nest which is extremely gentle. Clean eggs are ensured through effective gentle brushes on the drive unit and return, as well as effective mat solutions.

The nest design with staggered tiers is known to treat the eggs carefully, with very few cracked and dirty eggs. The location of the egg belt under the nest, combined with an inclination of the mats of only 9° means, that the eggs roll easily away but at low speed and only a short roll length (app. 25 cm) before the egg reaches the egg belt.


The egg belt lies on a support, which is also a potential shock impact, when the egg hits the perforated egg belt. But LANDMECO's specially designed Belt Support in plastic, is designed to ensure clearance in the support all the places where there is a hole in the egg belt. This prevents an otherwise potentially hard contact point completely. The plastic is made from a low friction material.

Clean eggs are ensured with a motorized brush on both the drive unit (hard brush) and the return unit (soft brush - optional) to ensure less dust and dirt and thereby cleaner eggs.

Mat solutions that prevents dirty eggs: The lower mat is perforated so the dirt falls through the mat and disappear from the nest. The upper mat is completely sealed at the bottom in order to prevent eggs from becoming dirty. LANDMECO uses AstroTurf mats, which are extremely durable and carry a 3-year warranty.



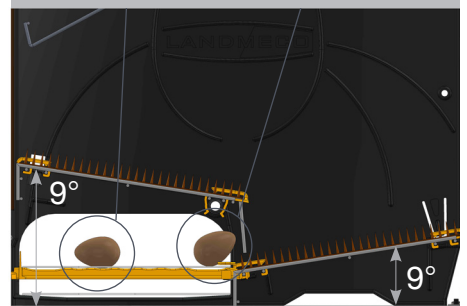
DRIVE UNIT



RETURN UNIT



LANDMECO BELT SUPPORT





Egg belt: Wide and easily accessible


The egg belt is 2 x 26.5 cm wide, and thus has a good capacity. With the location of the egg belt in the center of the nest, there is free access to the egg belt from both sides, as the upper mat easily and effortlessly tilts up, so the egg belt is visible and accessible. The design also ensures that the hens do not have access to the egg belt.

Expelling system

Through rotation of the pipe, the expelling grid is driven forwards in the nest, thereby slowly driving all the hens out of the nest.

Egg collection

The nest is available with either automated collection (as shown) or manual collection.



Extremely easy to clean

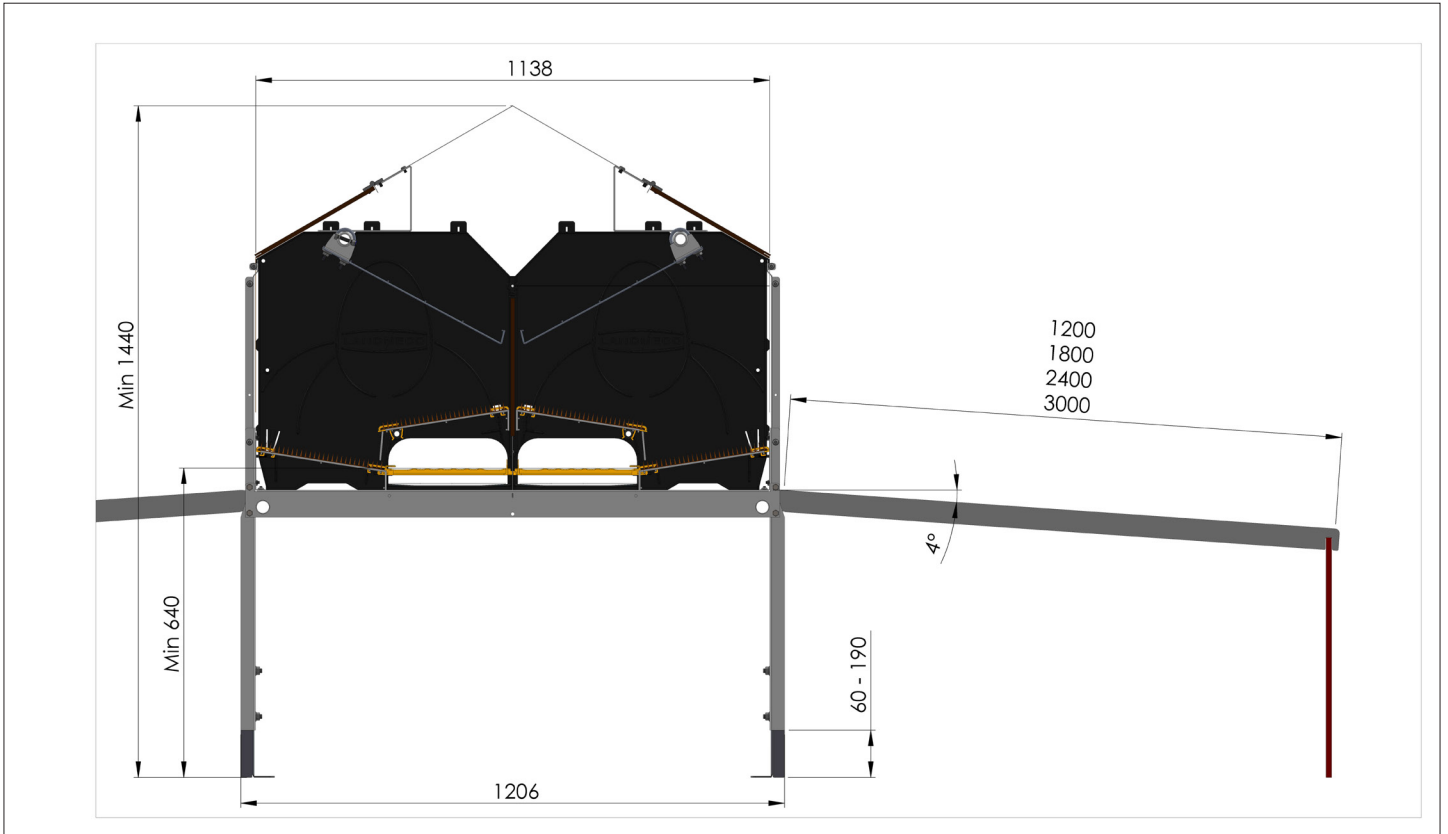
When designing the nest, great importance was placed on ease of cleaning and hygiene. With this nest, there is thus no risk of dust collecting around the egg belt or in other inaccessible areas as all parts of the LANDMECO laying nest are easily accessible.

Materials and installation

The partition wall is made of impact resistant plastic, while the lid and rear panel is plywood with bacteria-inhibiting phenol film. The adjustable legs are made of stainless steel as a standard. The support can carry all kinds of slats. The nest is designed so that it is extremely easy to assemble without the use of special tools, yet incredibly stable. With the corresponding detailed manuals, the nest is ideal for self-assembly. If desired, the nest is prepared for installation of light. The location of the lamp means that both nests can be illuminated by a single lamp.

TECHNICAL SPECIFICATIONS

TECHNICAL DATA			
Laying nest depth (inside)	56,5 cm	Section length	245 cm
Laying nest width (inside)	122,1 cm	Section width	114 cm
Nest area per nest room	0,698 m ²	Nest area per running meter	1,143 m ²
Mat depth (lower)	2 x 27,8 cm	Egg belt width	26,5 cm
Mat depth (upper)	2 x 29,4 cm	Entrance height	36 cm




See also LANDMECO brochures on, for example:
(LANDMECO retains the right to alter specifications without notice)




CHAIN FEEDING



DRINKING SYSTEMS



AVIARY SYSTEMS
STANDARD



AVIARY SYSTEMS
COMBO2



AVIARY SYSTEMS
COMPACT

DEALER